



AGM

David McSweeney – November 2008

# Disclaimer

- Certain statements contained in this presentation, including information as to the future financial or operating performance of Avalon Minerals and its projects, are forward-looking statements. Such forward-looking statements:
  - are necessarily based upon a number of estimates and assumptions that, while considered reasonable by Avalon Minerals, are inherently subject to significant technical, business, economic, competitive, political and social uncertainties and contingencies; and
  - Involve known and unknown risks and uncertainties that could cause actual events or results to differ materially from estimated or anticipated events or results reflected in such forward-looking statements.
  - May include, among other things, statements regarding targets, estimates and assumptions in respect of metal production and prices, operating costs and results, capital recovery rates, and are or may be based on assumptions and estimates related to future technical, economic, market, political, social and other conditions;
  - The words “believe”, “expect”, “anticipate”, “indicate”, “contemplate”, “target”, “plan”, “intends”, “continue”, “budget”, “estimate”, “may”, “will”, “schedule” and similar expressions identify forward-looking statements.
- Avalon Minerals disclaims any intent or obligation to update publicly any forward-looking statements, whether as a result of new information, future events or results or otherwise.
- All forward-looking statements made in this presentation are qualified by the foregoing cautionary statements. Investors are cautioned that forward-looking statements are not guarantees of future performance and accordingly investors are cautioned not to put undue reliance on forward-looking statements due to the inherent uncertainty therein.

# Avalon Minerals Ltd – Corporate

## Directors

### **David McSweeney** – *Managing Director*

20 years resource sector experience, founding Managing Director of Gindalbie Metals Ltd, non-executive Director – Bauxite Resources Ltd

### **Stephen Stone** – *Director*

28 years experience, former Executive Chairman – Apex Minerals NL, Executive Chairman – Azumah Resources Ltd, Director – Encore Metals NL

### **Gary Steinepreis** – *Director*

Chartered Accountant, Director – Black Fire Energy Ltd, Signature Brands Ltd, Norseman Gold Plc, RMG Limited, WAG Limited

## Management

### **Des Kelly** – *Company Secretary*

# Top Shareholders

	Ordinary Shares Held
David McSweeney	8,350,000 (8.5M Options)
Greg Down, Don Boyer, Baracus, Brooks	9,930,000
Overseas Institutional Investors	6,600,000
Base Asia Pacific Limited	1,500,000
Derek Steinepreis	1,330,000
Craig Ian Burton	1,250,000
Kimbriki Nominees	1,000,000
Gary Steinepreis	750,000

AVALON MINERALS LTD

PROJECT OVERVIEW

# Avalon Copper Projects



# Sweden – Low Sovereign Risk

- ⚠️ Constitutional monarchy & parliamentary democracy
- ⚠️ Skilled mining labour force, 99% literacy, English as 2<sup>nd</sup> language
- ⚠️ Copper concentrators and smelters
- ⚠️ Legislation
  - Framework similar to Australia
- ⚠️ Environment
  - Primary liability rests with previous operators in old mining areas i.e. the Government
- ⚠️ Taxation
  - Normal corporate rate of income tax at 28%
  - Nominal 0.2% NSR on production

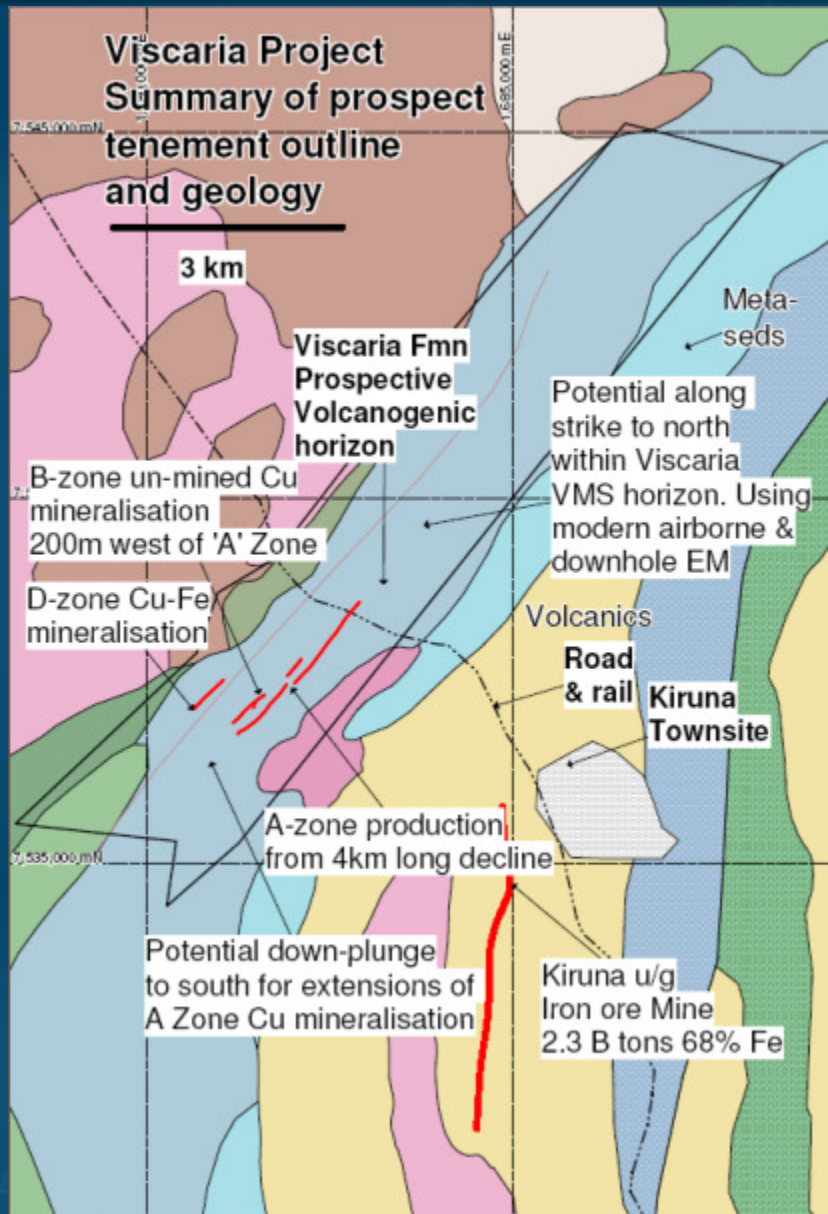
# Sweden – Exploration Hot-Spot



Anglo American | Blackstone Ventures Inc | Boliden | Dragon Resources Ltd |  
Drake Resources Ltd | Aura Energy | Energy Ventures | Eagle Mining |  
International Gold Exploration | Kopparberg Mineral | Lappland Goldminers AB |  
Lundin Mining Corporation | Mawson Resources Ltd | Nordic Diamonds |  
Northland Resources Inc | Tertiary Minerals PLC | Zinifex Ltd | Independence Group



# Viscaria Project Summary



- 🔺 67km<sup>2</sup> tenements
- 🔺 Operated by Outokumpu from 1982 to 1997
- 🔺 Mined 12.5 Mt grading 2.3% Cu and 0.3g/t Au
- 🔺 Produced 280,000t of Cu in concentrate @ 25% Cu

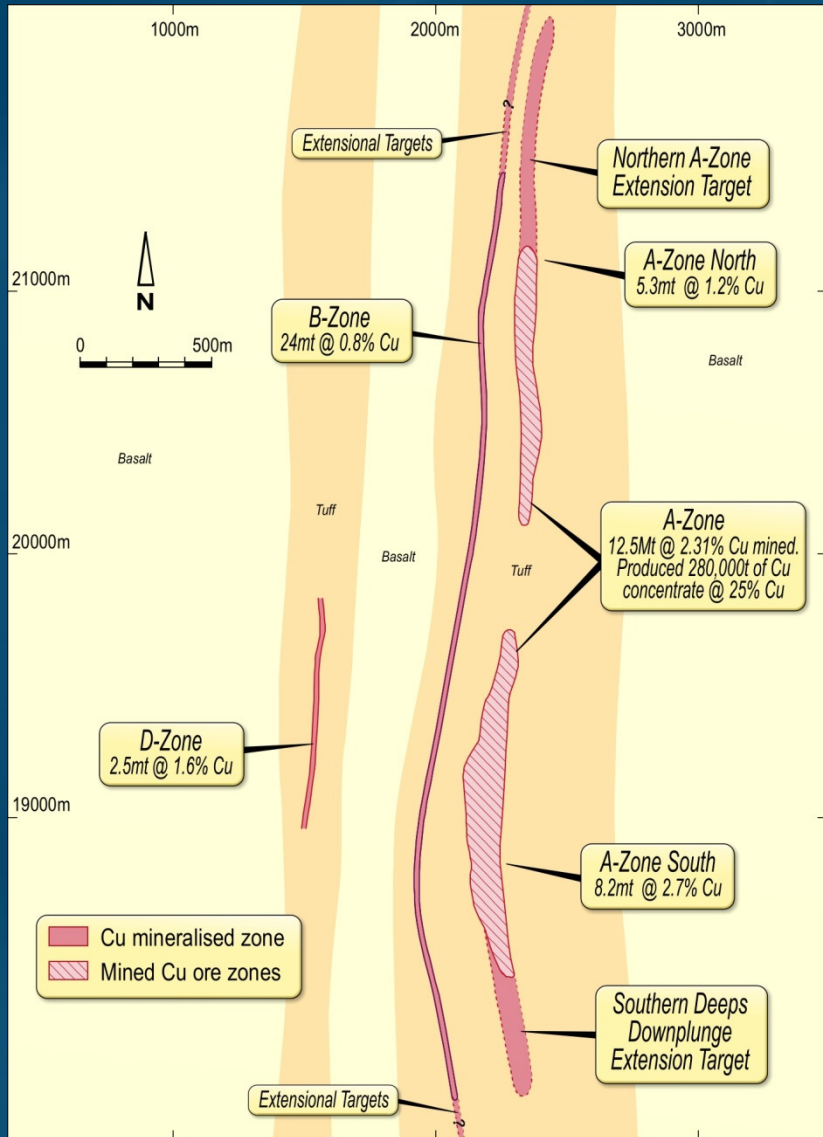
# Photos – Ronnskar Smelter



## History

- 12.3mt @ 2.3% Cu production from 1982-1997  
(\$1.5B at today's copper price)
- Phelps Dodge – 2003-2008 (no activity)
- Avalon purchase - March 2008
- May 2008 – JORC 24.1mt @ .8% Cu – B Zone
- May 2008 – JORC 2.5mt @ 1.6% Cu D Zone
- July 2008 – JORC 5.3mt @ 1.3% Cu - A North Zone
- Sept 2008 – JORC 8.2m @ 2.7% Cu – A Zone South

# Viscaria Showing Surface Mineral Resources

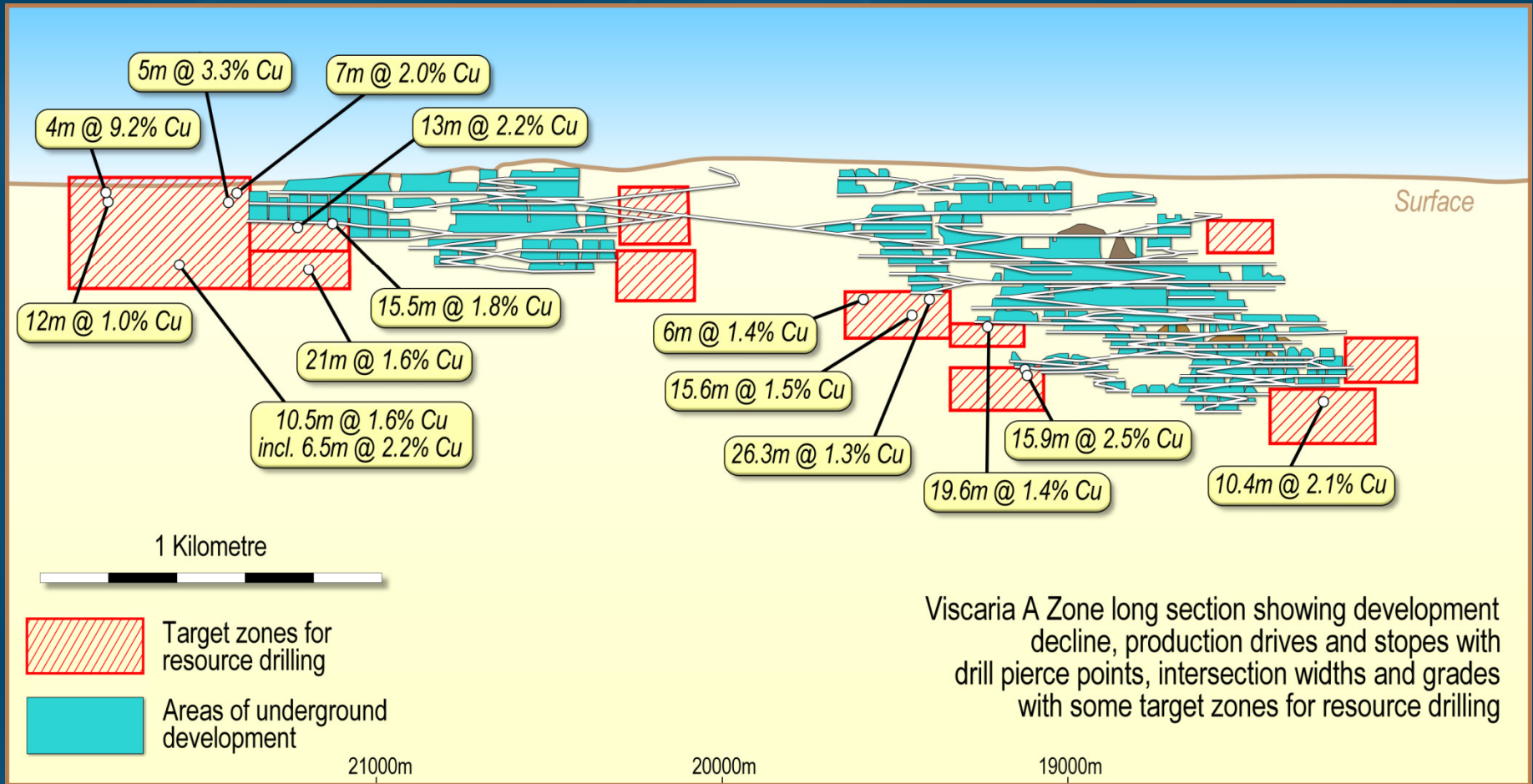


## 3 Parallel zones

Viscaria Resources A, B & D Zones


Zones	Existing	Cu %
D	2.5mt	1.6%
B	24mt	.8%
A Zone North	5.3mt	1.2%
A Zone South	8.2mt	2.7%

# Viscaria Showing Underground Mineral Resources

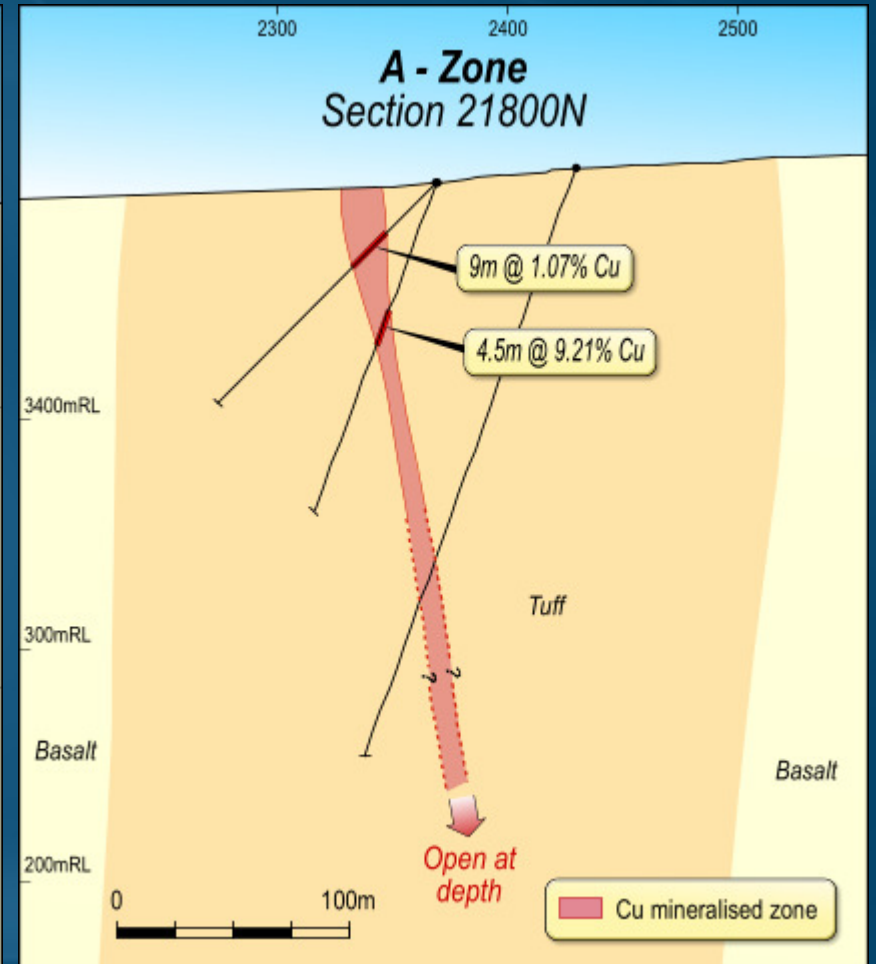
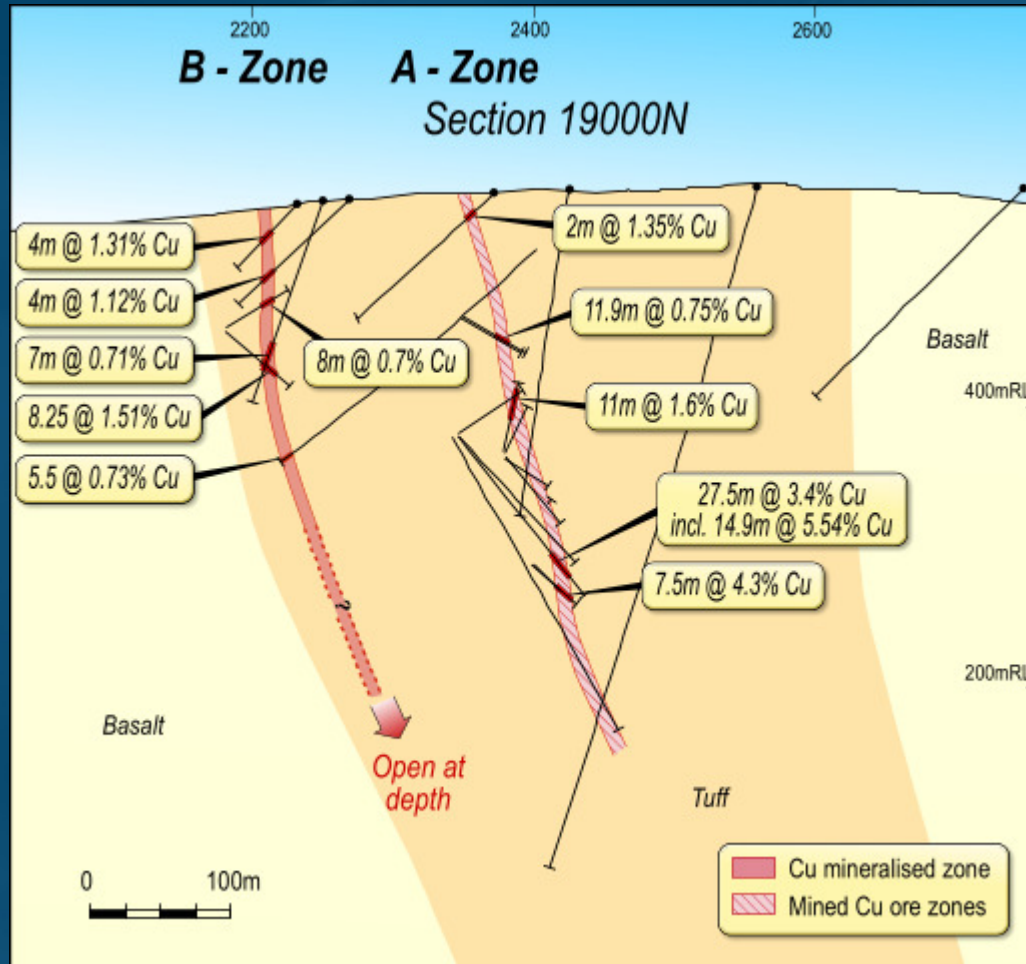




# Viscaria A Zone North Long Section

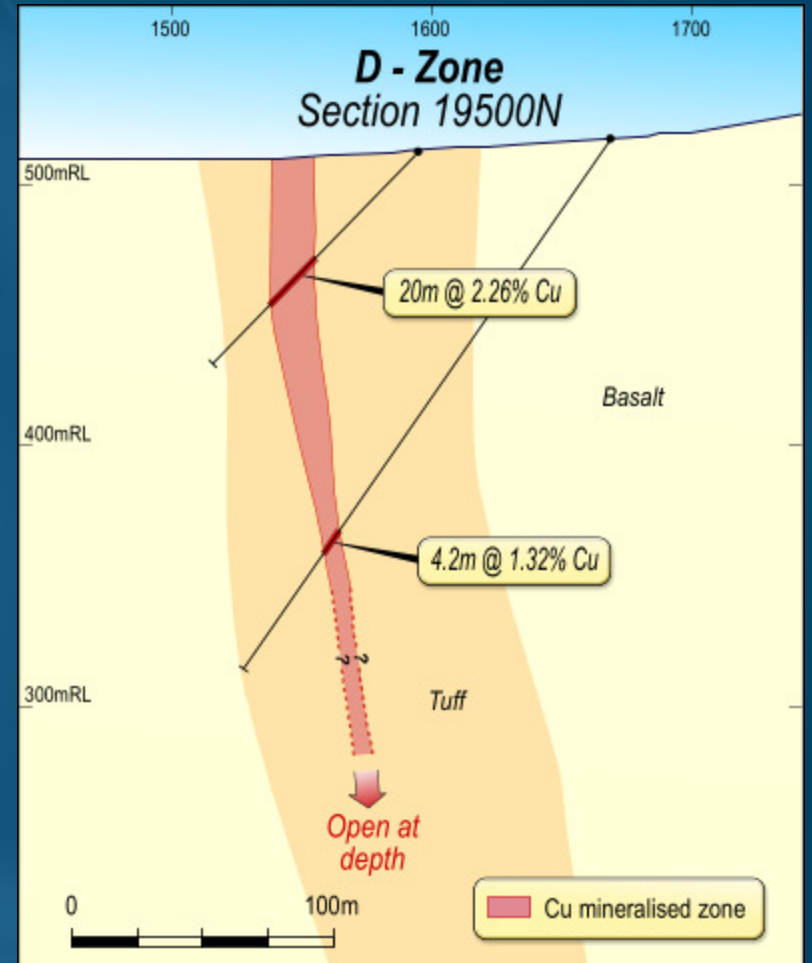
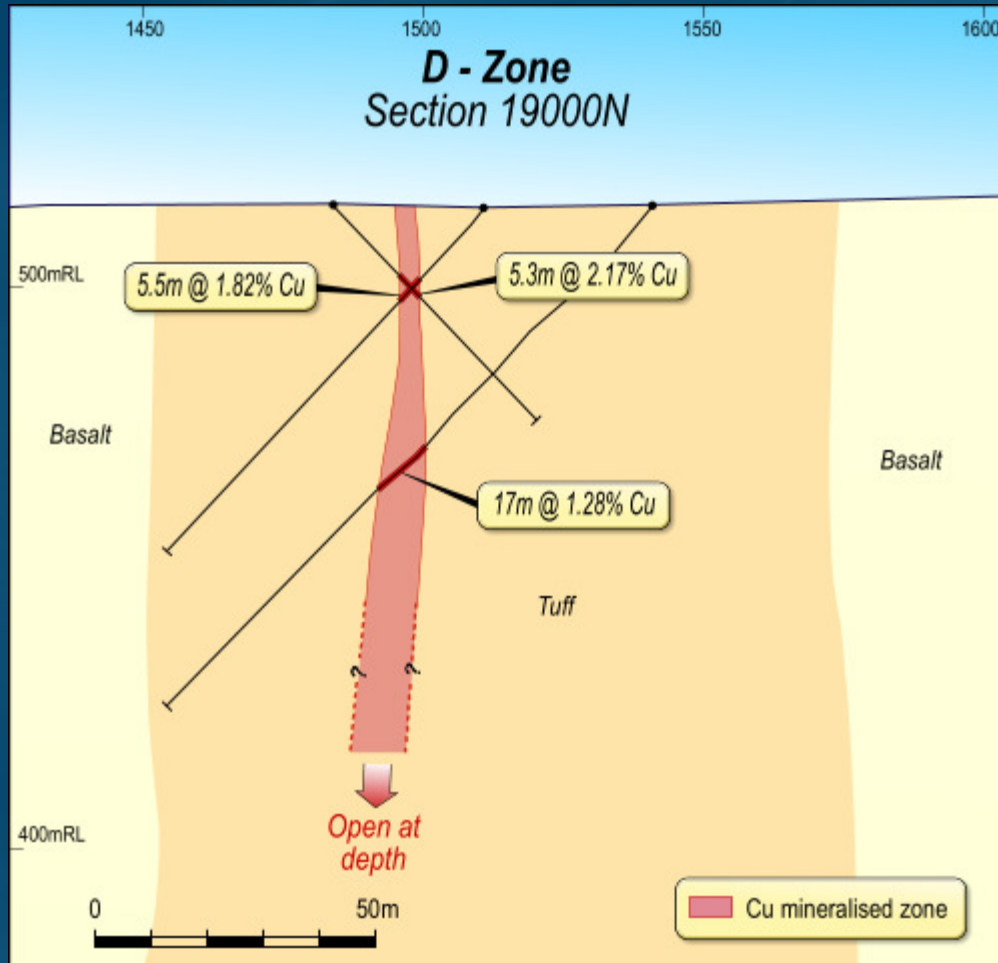


# Viscaria Sections ( A & B - Zone)

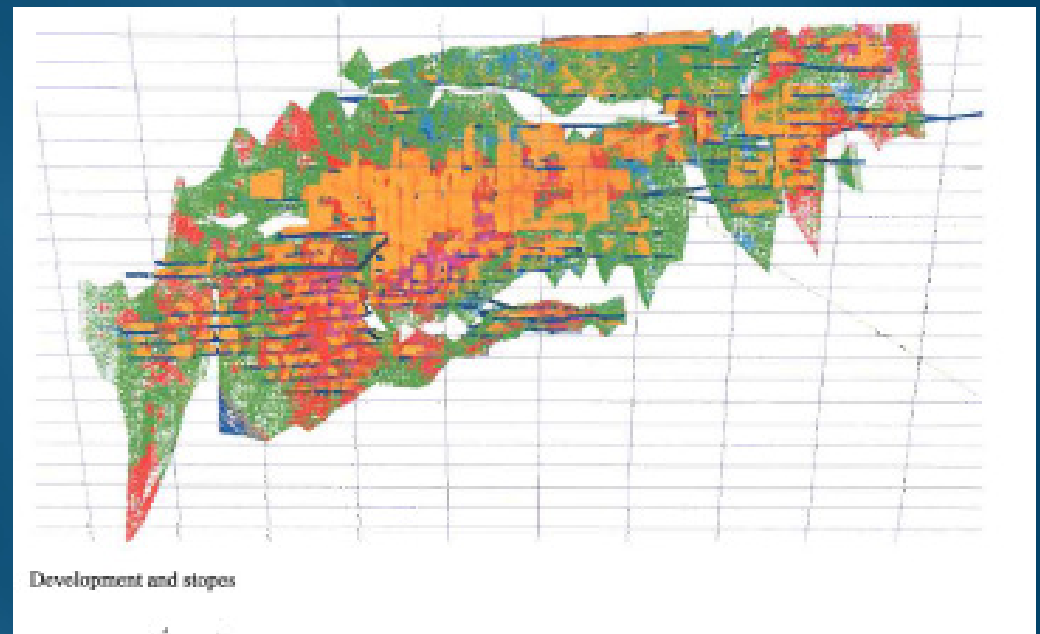
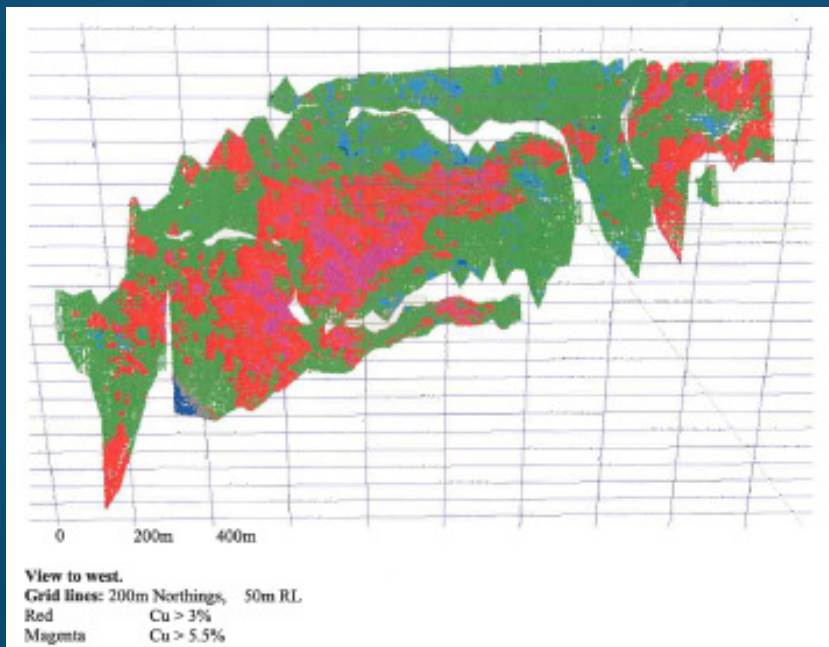




# Viscaria Sections ( D - Zone)

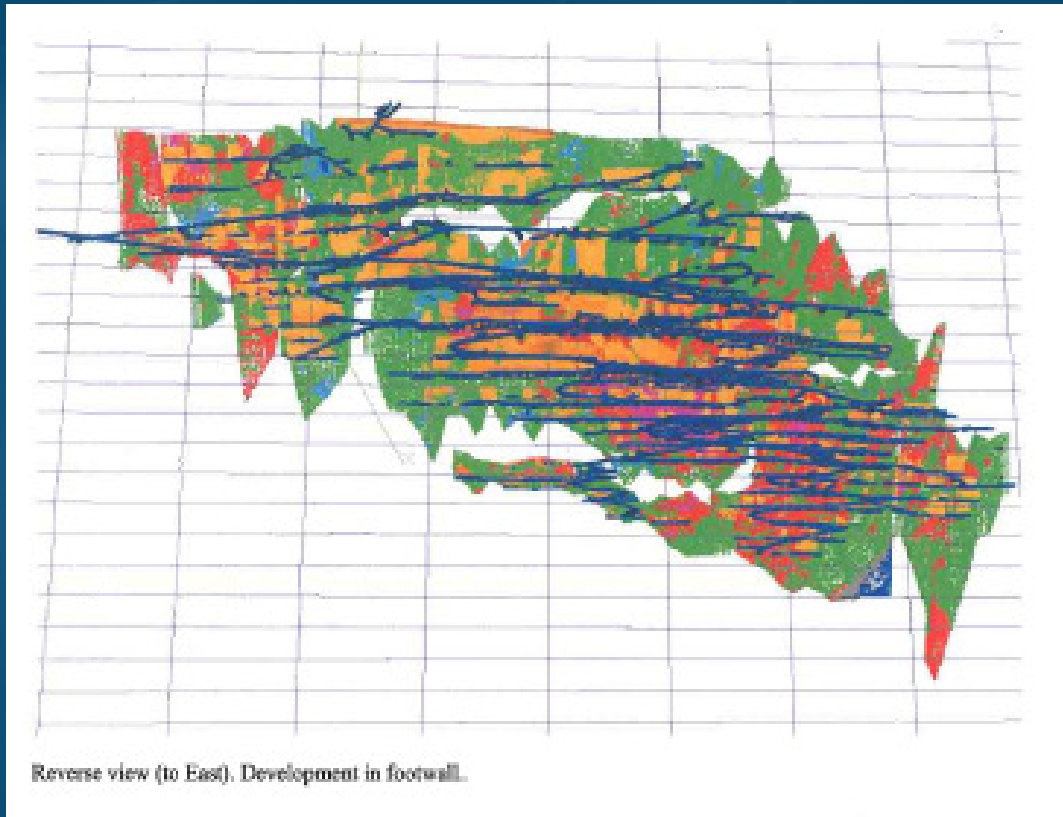


# A Zone South Long Section Block Model facing West



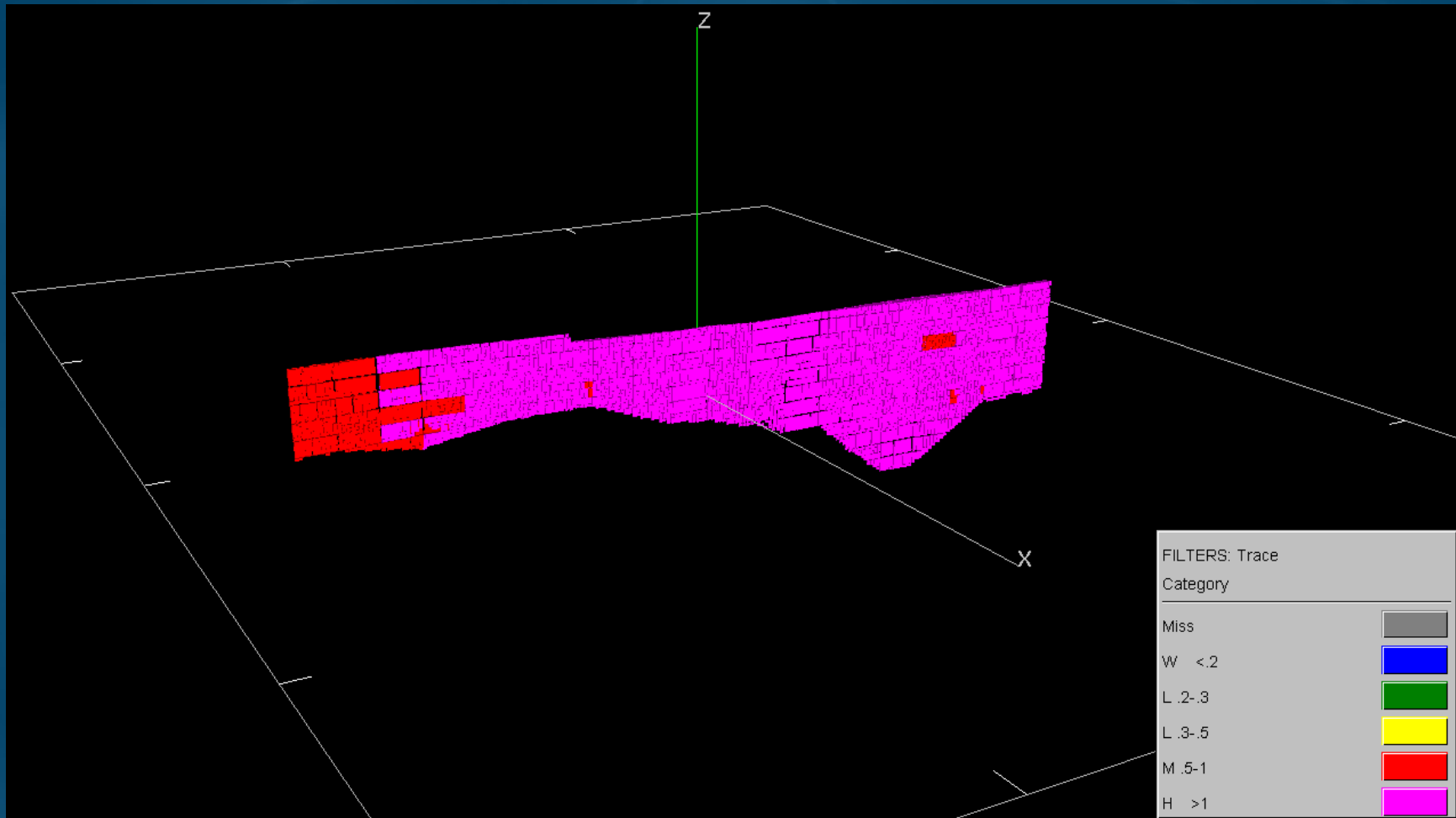
Grades; Magenta: >5.5% Cu, Red >3.0% Cu

# A Zone South Long Section Block Model facing East

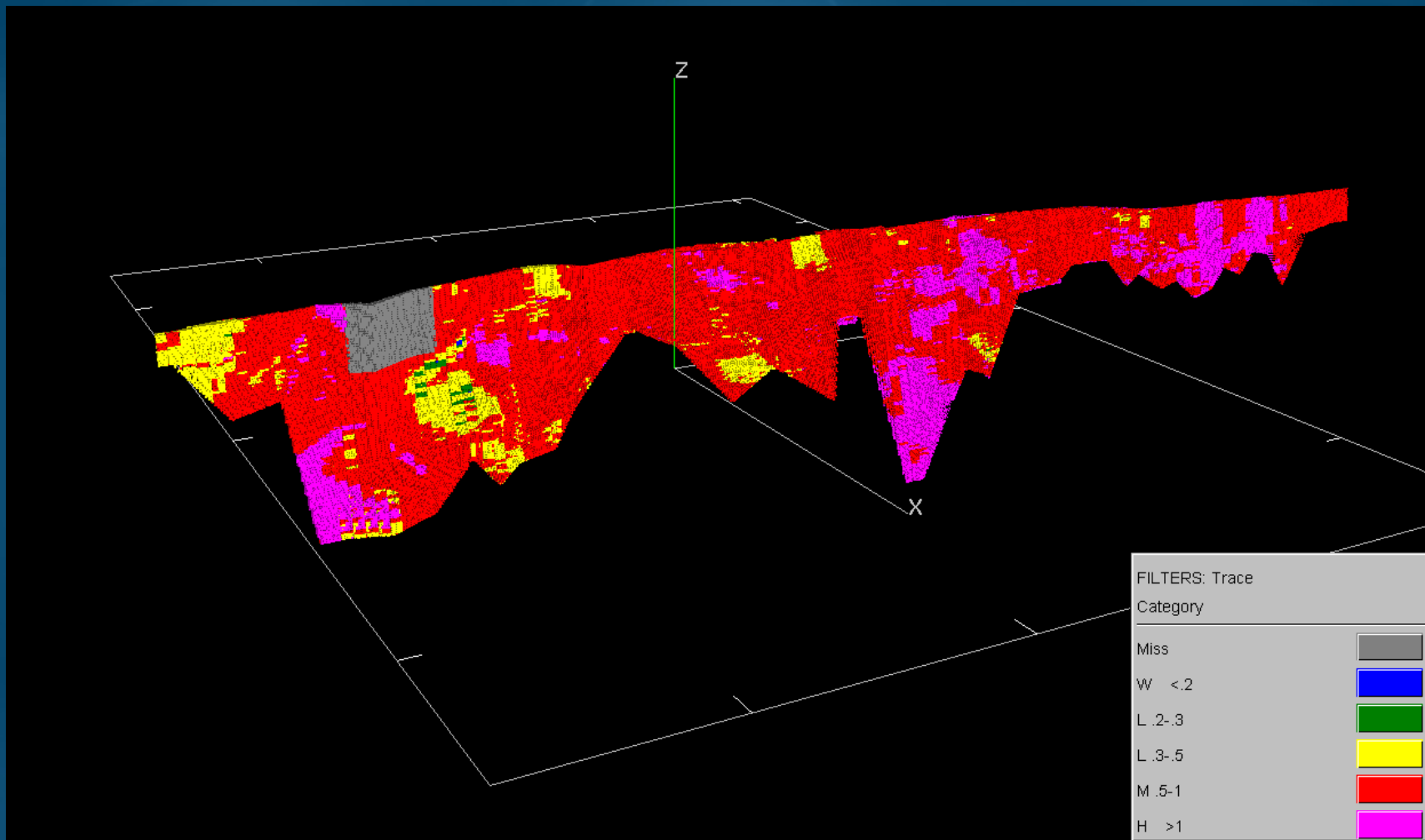


Showing decline and stope development in footwall  
Grades; Magenta:  $>5.5\%$  Cu, Red  $>3.0\%$  Cu

# D Zone Block Model- Open



# B Zone Block Model- Access from A Zone



# Mining

## Studies Underway

- Resource Models – CSA.
- Geological Models – CSA.
- Dewatering A Zone studies commenced.
- Mine design consultants, Rapallo - received resource models in mid September. These will form the basis of mining cost estimates, scoping level production and development schedules prior to a Bankable Feasibility Study.
- Cost models (owner operator) being developed from first principles for use at Viscaria.
- Underground mine design and plant infrastructure requirements are being assessed by Rapallo Engineers & MSP Engineers.

# Production scenario - Viscaria

## STAGE 1 - 2011

Plant Capacity	- 300,000 tpa @3.0% Cu
Concentrate	- 36000 t @ 25% Cu
Copper	- 9000tpa
Copper price	- US \$6000/t ( \$2.7/lb)
NSR	- US\$45.3M/annum (US \$1258.3/t concentrate)
Opex	- US \$900.0/t concentrate
Capex	- US \$30.0M

NOTE historical A Zone South shoots 1mt @ 7% Cu)

# Infrastructure at Viscaria

- Viscaria benefits from existing infrastructure—
  - 10km Decline and 20km of development drives – (\$50m replacement cost)
  - Accommodation in Kiruna Town – (population 20,000)
  - House & office established at Kiruna
  - Hydro-grid power
  - Rail & road
  - Experienced workforce
  - Daily flights from Stockholm





# Viscacia – Stage 1 Scenario

## ⚠ Mining

- Initial production (first 2 years) sourced from D Zone open cut and A Zone open cuts.
- Continuation of A Zone Mining was cut short by Outokumpu in 1997 due to copper price and Outokumpu corporate strategy.
- Undeveloped u/g ore positions identified with minimal access required from existing infrastructure.



# Mining and Geology

## Personnel & Infrastructure

- Previous Viscaria Mine Foreman has been retained.
- Project Geologist Sweden – Nigel Baker.
- Project Mining Engineer to be appointed.
- CSA - Resources
- Infill and extensional diamond drilling tenders underway.
- Rapallo – Mining.
- Swedish environmental consultants retained - Hifab.
- MSP – Processing.
- Office and warehouse in Kiruna established.

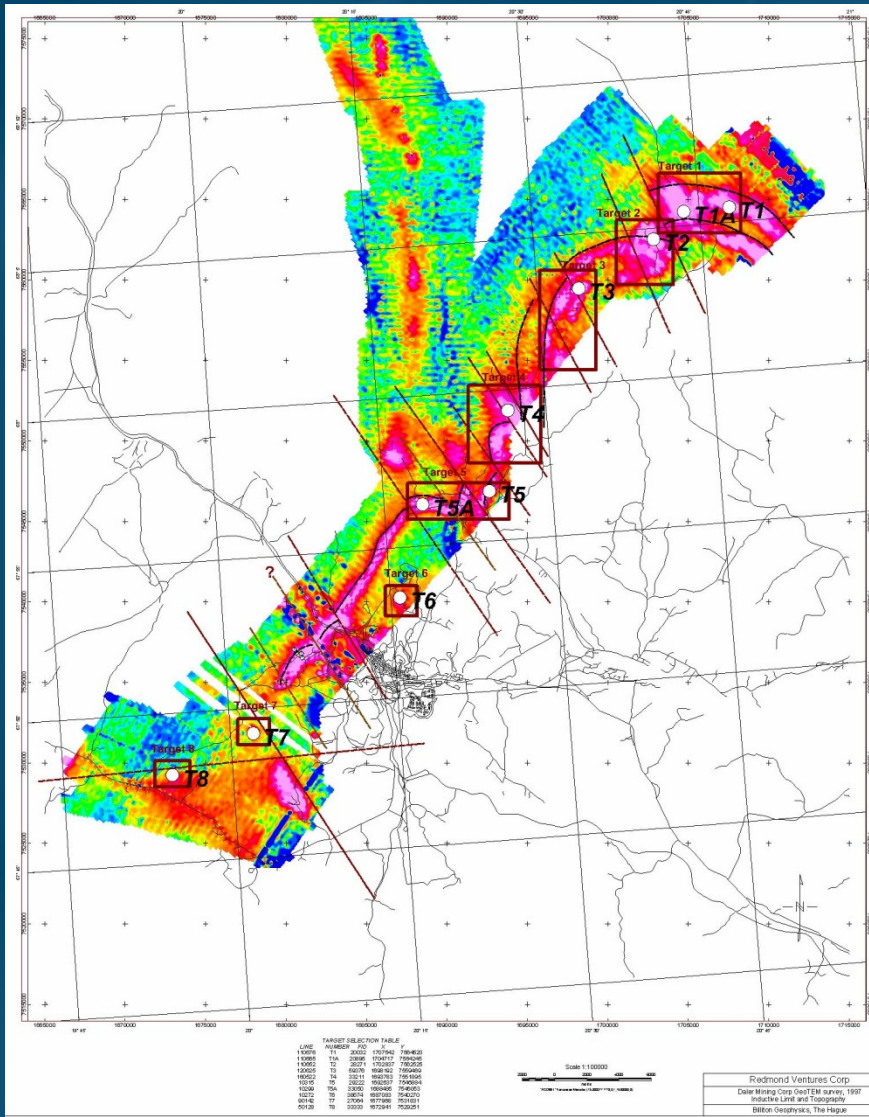
# Viscaria Milestones

- ⚠ Scoping Studies 08
- ⚠ BFS 09
- ⚠ Diamond drilling – Feb 09
- ⚠ Assaying and metallurgical testwork to follow
  - Optimise the crushing and grinding circuits to establish –
  - Flotation testwork to establish the optimum grind size and reagent regime to maximise flotation recovery.
- ⚠ Dewatering and permitting studies underway

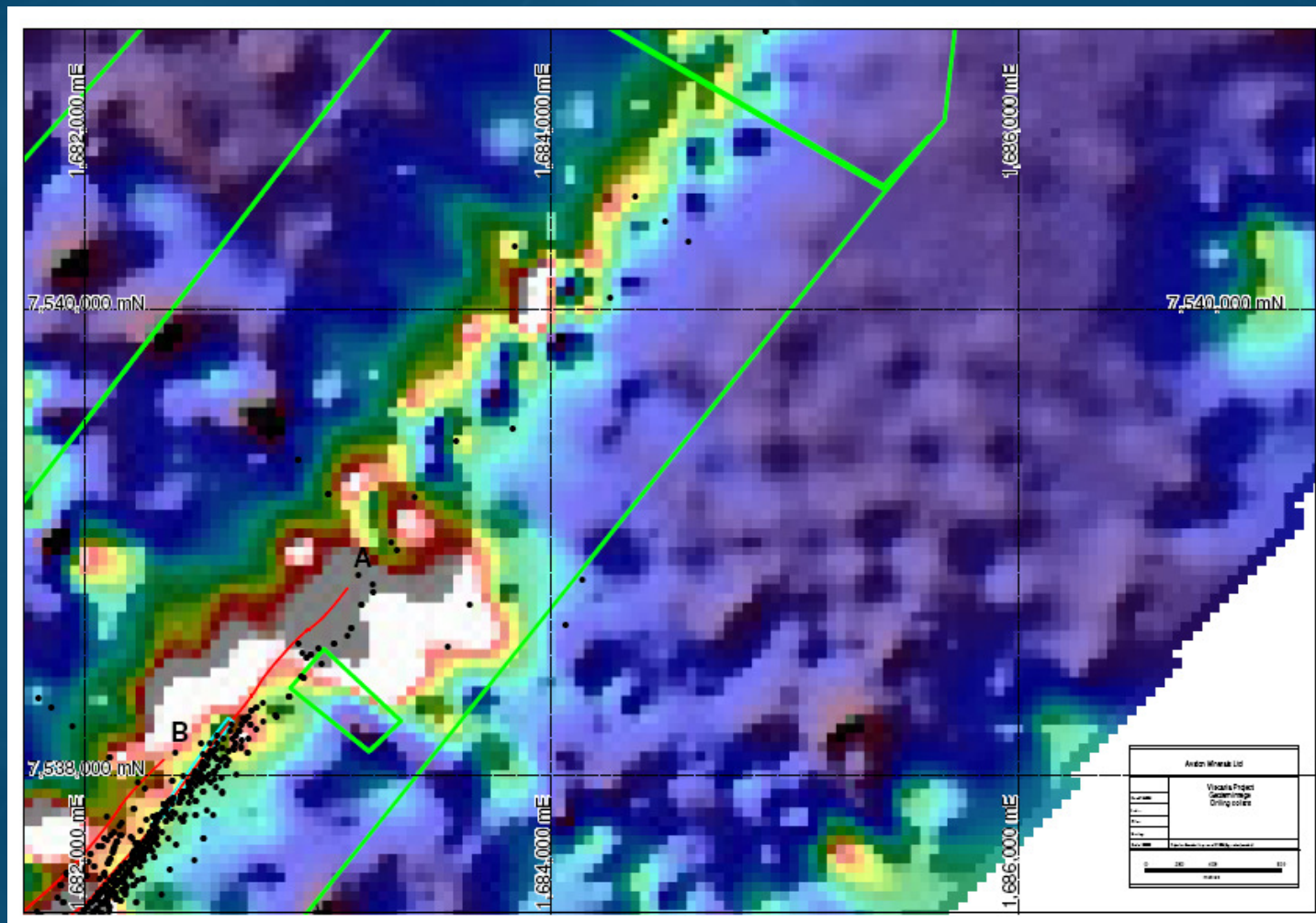
# Photos



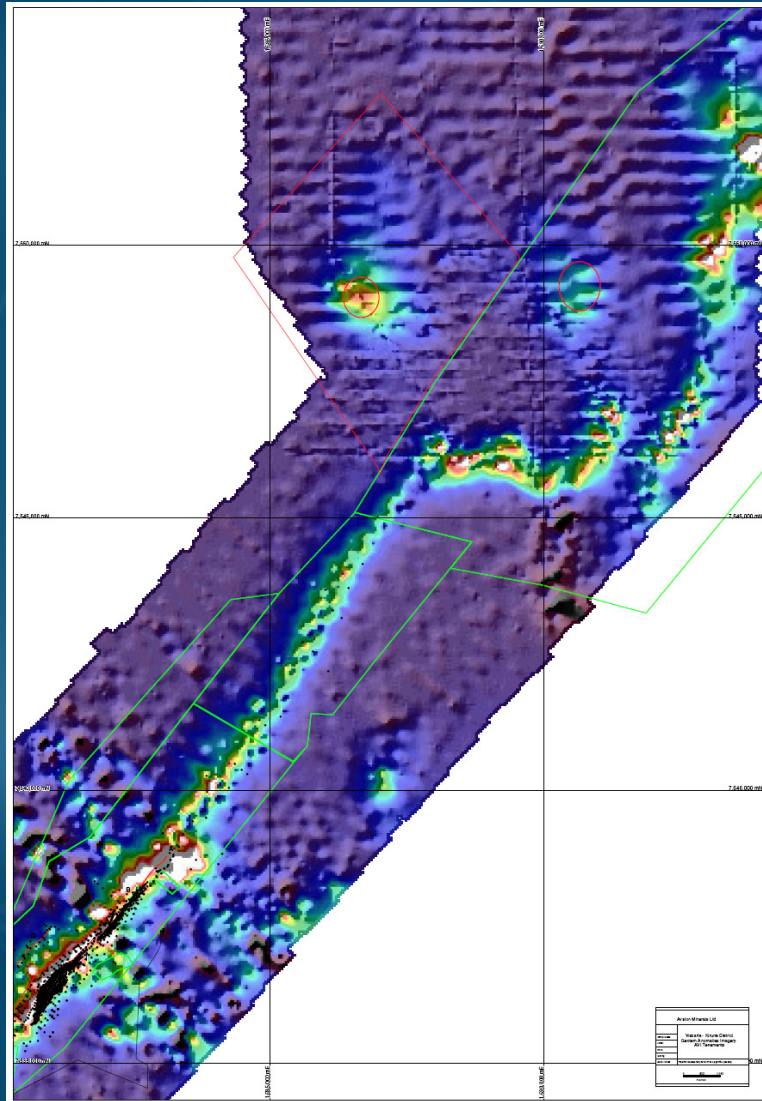
# Viscaria Regional Target > 100Mt



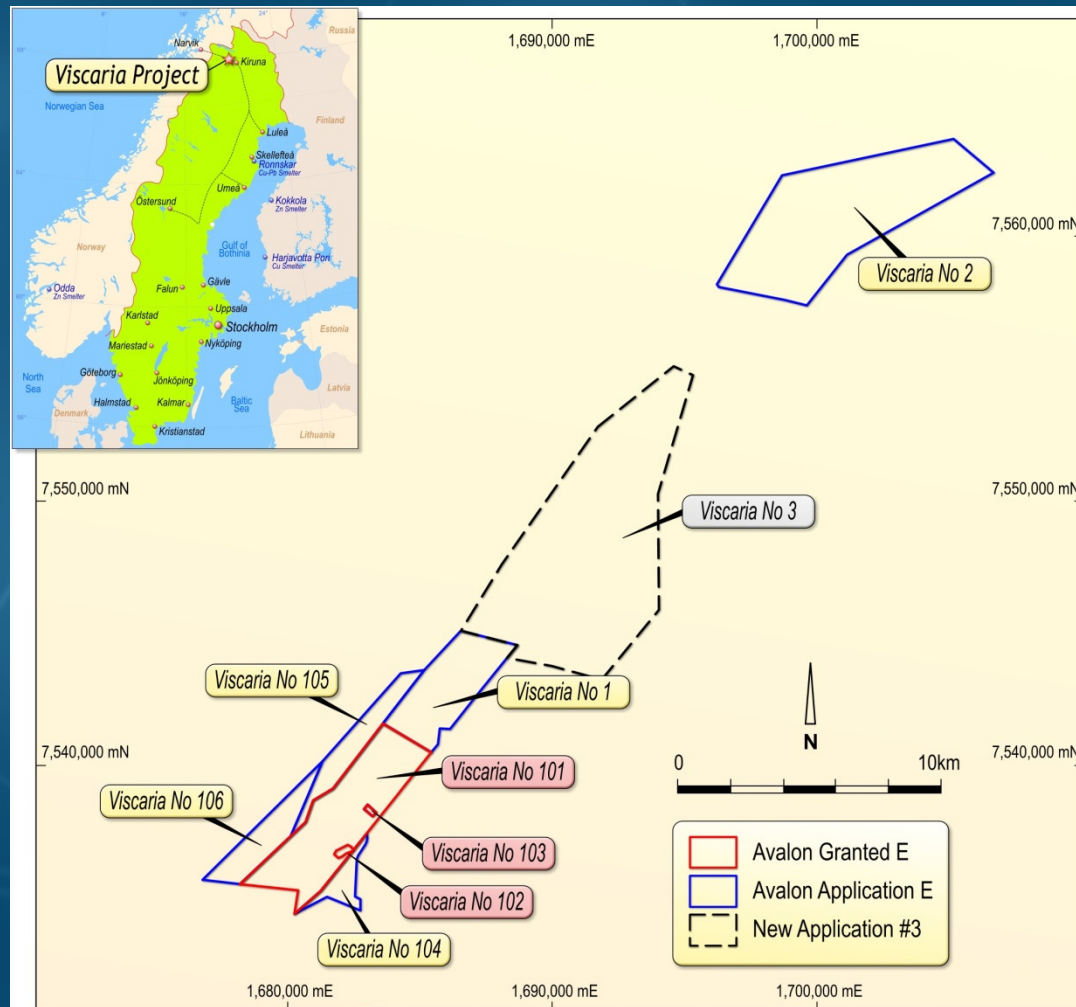
# A Zone NorthTarget- generated by Avalon



# 110 km 2 tenements with Conductors



# Viscaria Properties





# VISCARIA STRENGTHS

- ⚠ High Grade A Zone > 3% Cu
- ⚠ Large system (4km) + multiple zones (x3)
- ⚠ Open at depth and along strike
- ⚠ Existing decline and unmined stopes
- ⚠ Copper smelters in country- Ronskarr
- ⚠ Early cash flow and growth opportunities
- ⚠ Regional producer benefits- area of influence
- ⚠ Regional exploration targets

# Photos



# Detailed Airmagnetic TMI Data with Geotem targets

